

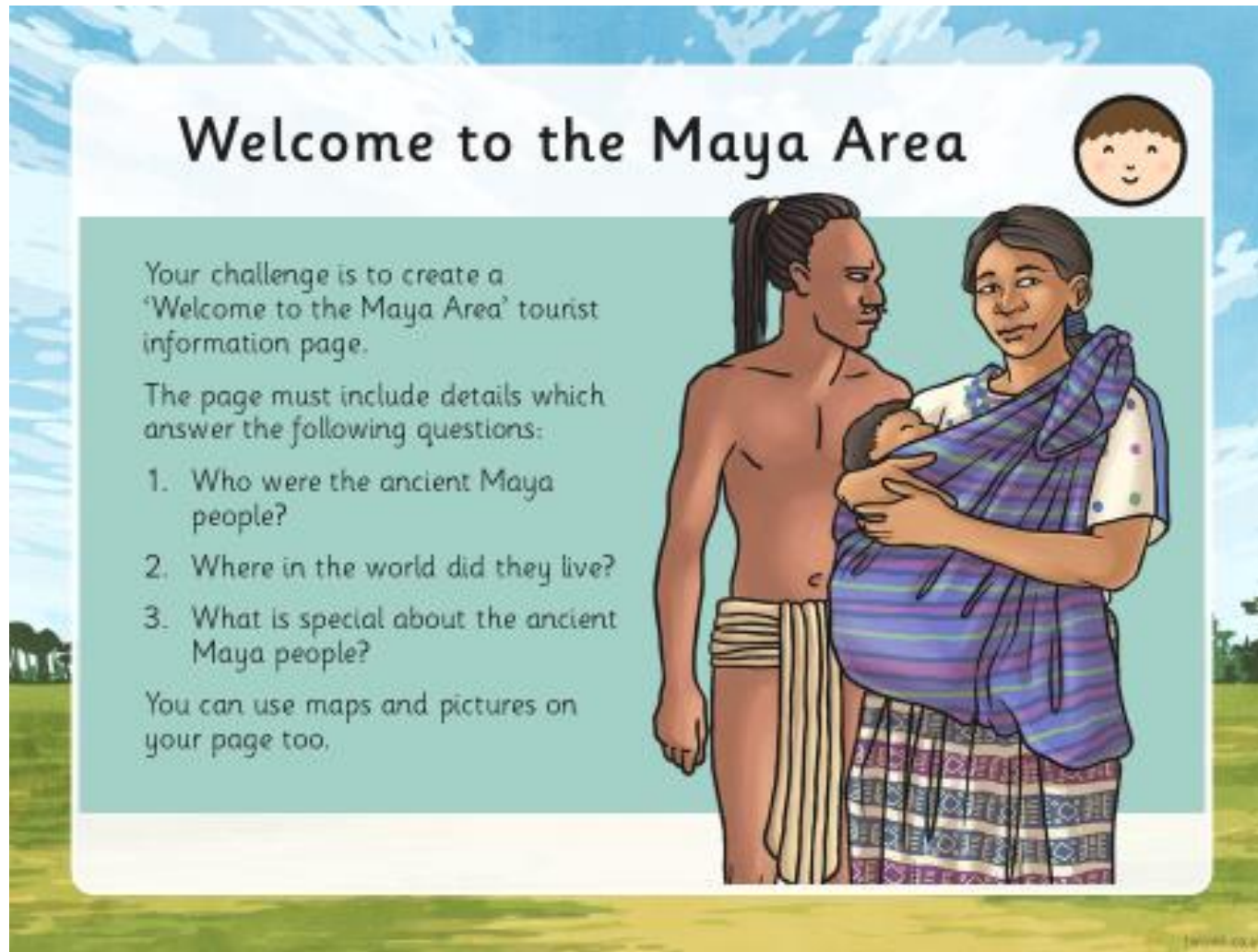
## Topic pages

This week, as part of our Mexico topic, you will begin researching the Maya.

Your challenge is below.

A little information has been given on the next page to start you off.

Include any extra information you find.



### Welcome to the Maya Area

Your challenge is to create a 'Welcome to the Maya Area' tourist information page.

The page must include details which answer the following questions:

1. Who were the ancient Maya people?
2. Where in the world did they live?
3. What is special about the ancient Maya people?

You can use maps and pictures on your page too.

## Maya People




The ancient Maya people were quite a sophisticated bunch! They developed a writing and number system; studied and charted the stars and planets; invented three complex calendars to keep track of time; built impressive temples, palaces, monuments and cities; skilfully farmed the land and established a complex political system.

The ancient Maya were a clever, deeply religious people who valued intelligence and learning. This helps to explain how and why they were able to develop a complex, thriving civilisation which began over 2000 years ago.

## The Ancient Maya Place in Time

- The Maya civilisation came into being around 2000 BC and cities such as El Mirador became large and powerful from 300 BC onwards.
- By around AD 900, cities in the rainforest were abandoned and people moved up north to the highlands of Guatemala and the Yucatan. This was because there was an extensive drought in the area that lasted a long time and people needed to move out of the rainforest.
- Cities like Chichen Itza were still thriving in AD 1000 and the Maya civilisation was still in existence in AD 1500.
- It was due to the arrival of the Spanish in the 16<sup>th</sup> century that their ancient cities fell to ruin.



Test your memory and that of your family!

Then use some of the tricks to help you learn 5 facts about the Maya.

## All in the mind

It's often difficult to remember people's names or long lists of things. Making links between pieces of information can help you to remember. Here, you can see how your brain is influenced by words and pictures, and practise tricks to improve your memory.

### Words and pictures

1. Look at the pictures on the right and say the name of each animal out loud. Do not read the word.



2. Now look at the pictures on the left. Say the names of the animals out loud. Is it harder?



### What's going on?

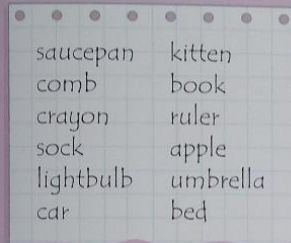
The first pictures are easy to name because the word below them is the same as the picture. The second group of pictures is harder because of the interference of different information. Most people can read quicker than they can name a picture. The different animal word below the picture confuses your brain.



For a link to a website where you can play some more mind games and try some "doodles", go to [www.usborne-quicklinks.com](http://www.usborne-quicklinks.com)

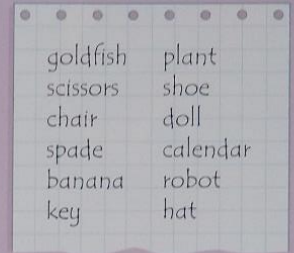
## Memory master

1. Study the list of objects below for two minutes. Close the book and write down as many as you can remember.



3. The more unlikely or funny the place, the easier it will be to remember the names of the objects.

4. Use this trick to try to remember the objects in the new list on the right. Do you remember more than before?

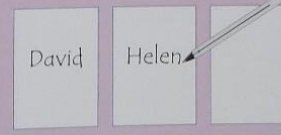


### What's going on?

The imaginary trip around your house helps your brain build links between the objects to help you remember them. Unexpected or funny things, such as a goldfish in the toilet, make the list even easier to remember.

## Name that face

Choose people you don't know.



1. Cut out eight different faces from old magazines. Glue them onto pieces of card and turn them face down.

2. Write a name on the back of each card. Read out the name and then look at the face. Try to learn the names.

3. Mix up the cards. Then go through them just looking at the faces. Can you remember the names?



4. Now add a different hobby below each name. Mix them up and try to remember them. Is it easier?

### What's going on?

It's hard to remember names by themselves, as there are no other clues to help your memory. But adding extra information, such as hobbies, helps your brain form links so that you remember the name. Going through the names a second time also helps you remember.