

Properties of Shape


Name: _____

Date: _____

LO: To recognise shapes in different orientations.

To complete sequences of shapes and work out rules in a pattern.

1. Write the names of these shapes beneath the pictures.




2. Which shapes comes next in this sequence? _____



3. Which shapes comes next in this sequence? _____



4. Which shapes comes next in this sequence? _____



WORD BANK

Hexagon	Circle	Pentagon	Square	Parallelogram
Oblong	Octagon	Triangle	Semi-Circle	Rhombus

5. Draw pictures below the words to match this sequence

Square


Rhombus

Circle

Square

Rhombus

6. Look at this pattern. How many times does it repeat? _____



7. Look at this pattern, what will the 7th shape be? _____



8. Look at this pattern, what will the 12th shape be? _____



Hexagon	Circle	Pentagon	Square	Parallelogram
Oblong	Octagon	Triangle	Semi-Circle	Rhombus


9. The 9th shape in this sequence will be  TRUE/FALSE

Explain your answer



YES/NO because _____

10. Use the shape choices here to make a repeating sequence using:



Quadrilaterals: _____

Shapes with a curved side: _____

Shapes with 2 lines of symmetry: _____