

## Tuesday Maths

### Quarter past, half past or o'clock

Today we are looking at three different times, quarter past, o'clock and half past.


The following children will help us to tell the time.



This clock shows “**quarter past**” because the minute hand is pointing to 15 on the minute scale. This is a quarter of the way around the clock.



This clock shows “**half past**” because the minute hand is pointing to 30 on the minute scale. This is half way around the clock.



This clock shows “**o'clock**” because the minute hand is pointing to zero/sixty on the minute scale. This is a full turn around the clock.

## Task 1:


Look at the following times.




- 
1. Record the times that read quarter past.
  2. Record the times that read o'clock.
  3. Record the times that read half past.

## Task 2:

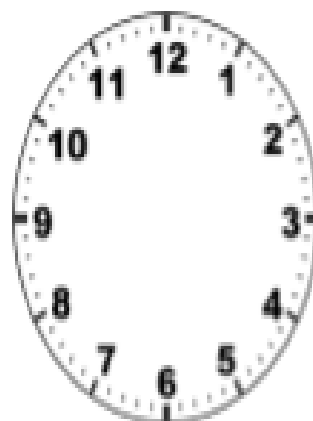
Have a go at drawing the following clock times.




Quarter past three




Quarter past two




Quarter past one



Seven o'clock



Half past seven



Quarter past seven