




# Maths

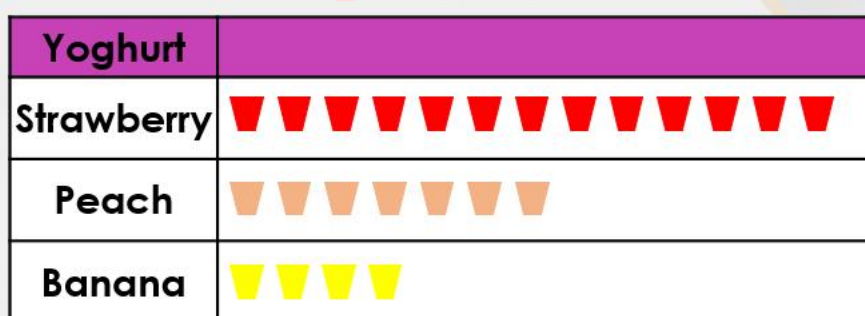


**Read the Statistic knowledge organiser on “Pictograms” before starting the lesson.**

## Starter

Tick the statements that are correct.

 = 1 vote


































- A. The least popular yoghurt was banana.
- B. 3 more people liked peach than banana.
- C. 25 people were asked in total.

<input type="checkbox"/>
<input type="checkbox"/>
<input type="checkbox"/>

# Main Task

3a. Tick the statements that are correct.

 = 1 flower

Flower	
Rose	     
Tulip	            
Orchid	           

A. The least popular flower was the rose.

☐

B. Two more people chose tulip than orchid.


☐



























C. 35 people were asked in total.

☐


VF

3b. Tick the statements that are correct.

 = 1 pet

Pets	
Rabbit	   
Dog	          
Cat	          

A. 7 more children had a cat than had a rabbit.

☐

B. 24 children said they had a dog or a cat.


☐
























C. Rabbit was the least popular.

☐


VF

4a. Sally recorded the sea creatures she saw at a sea life centre.

 = 1 creature

Creature	
Lobster	 
Starfish	        
Octopus	    
Turtle	      

Answer the questions using Sally's pictogram.

A. Which creature was the most common?


B. How many starfish were there?























C. How many more turtles were there than lobsters?



VF

4b. Zac recorded the favourite flavours of ice-cream for the children in his class.

 = 1 ice-cream

Flavour	
Vanilla	   
Cookie	      
Toffee	       
Mint	  

Answer the questions using Zac's pictogram.

A. Which flavour was the least popular?

B. How many chose toffee as their favourite?

C. How many children were asked altogether?






VF

# Problem Solving

Choose your challenge!

1a. Max has spilt on his pictogram.

● = 1 vote

Music	
Pop	
Rap	
Rock	

Use the clue to work out how many children like pop music.




Fewer children like pop than rock music.



PS

1b. Sasha has spilt on her pictogram.

● = 1 vote

Sandwich	
Ham	
Egg	
Tuna	

Use the clue to work out how many children like cheese sandwiches.




More children like tuna than egg.



PS

5a. True or false?

- A. 10 children have a fish or a rabbit.  
B. 24 children were asked in total.

Pets	● = 1 vote
Rabbit	
Dog	
Fish	




Explain your answers.



R

5b. True or false?

- A. Oak trees are the least popular.  
B. In total, there are 25 ash and oak trees.

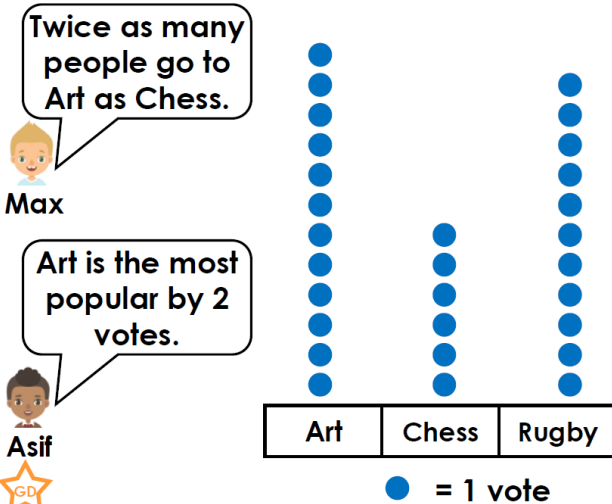
Tree	● = 1 tree
Ash	
Oak	
Beech	

Explain your answers.



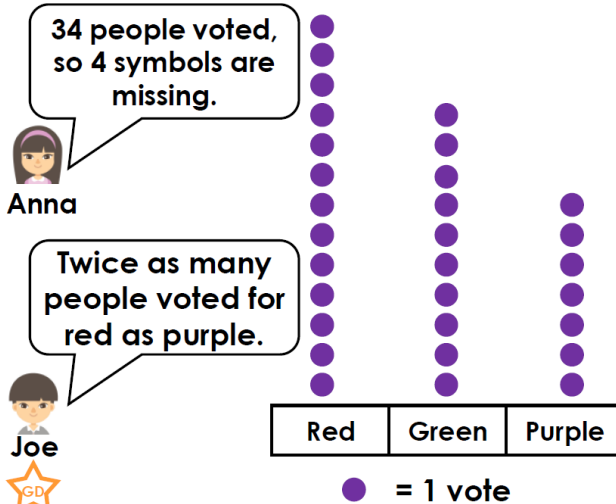
R

9a. Who is correct? Explain your answer.



R

9b. Who is correct? Explain your answer.



R

### Brain Strain:

True or false?

- A. 19 children would like to play the flute or the trumpet.  
B. 33 children were asked in total.

Instrument	● = 1 vote
Piano	● ● ● ● ● ● ● ● ● ● ● ● ● ● ●
Trumpet	● ● ● ● ● ● ● ● ● ● ●
Flute	● ● ● ● ● ● ●

Explain your answers.