

Week 11 - Home learning

Year 1 Maths - Measuring length

Thursday

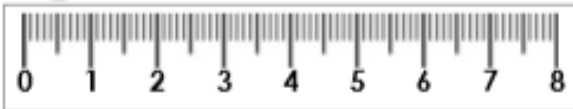
For any support please email: WDV.YEAR1@Oasiswoodview.org

We can use rulers to measure items and also compare them. This a standard measurement which is used all over the world.

Measure Length 2

Measure Length 2

4a. Circle the correct length of the key.



4cm

3cm

5cm



VF

4b. Circle the correct length of the paintbrush.



6cm

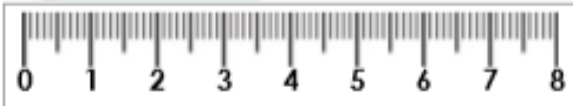
8cm

7cm

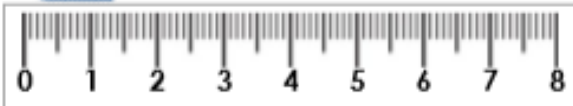


VF

5a. Measure the items to complete the sentences.



The pencil is ____cm.

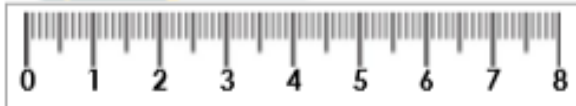


The paper clip is ____cm.

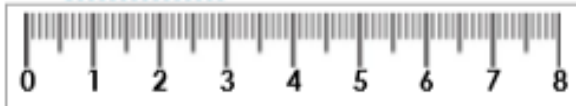



VF

5b. Measure the items to complete the sentences.



The pen is ____cm.



The spring is ____cm.



VF

4a. Lucas thinks his toy car measures 3cm.



Explain the mistake he has made.



R

5a. Whose pencil is being measured?

My pencil is less than 5cm long.



Reggie



Kat

My pencil is greater than 4cm long.



PS