

Reception Lesson Plan

Wednesday 17th June 2020

	9:00am-9:30am	9:30-10:00am	10:00-10:30am	10:30-11:30am	11:30 - 12:30 pm	12:30-1:30pm	1:30-2:00pm	2:00-3:00pm
	Break		Phonics	Maths	Lunch	Topic/Creative	Handwriting	Sing songs/Story time
	Morning PE							
Wednes day	Joe Wicks Morning Exercise Click on the link below to access the workout. https://www.youtube.com/user/thebodycoach1/videos	Break	Children to go through their phase 2 and phase 3 sounds. Say the sound out loud. Try timing yourself, how long did it take you? (See sound mat below). The sheets below- phase 2 and phase 3 phonic home learning challenges, choose a challenge complete the challenge. Play the game below using your phonic knowledge to read the words. Choose a sound that you find tricky to remember. Click the link below to access phonic comics- https://phonicsplaycomics.co.uk/comic_ph3_pet_vet.html Choose a comic and use your phonics to segment and blend the words.	Click on the link below and count to 20. Join in with the song. https://www.youtube.com/watch?v=D0Ajq682yrA Look at the Mary had a little lamb big picture below. Count the yellow flowers, how many? Count the pink flowers, how many? Count the trees, birds, clouds, how many? Can you add the trees and flowers together? How many now? Is the number bigger or smaller?	Lunch	Recap from yesterday's session. Talking about Africa. Today we are going to be looking at the patterns that are on African material. Look at the patterns- what shapes can you see? What colours can you see? Use the templates below to colour/ or copy.	Practise all the letters we have been looking at in simple words and sentences. First write your name remembering to form all the letters correctly. Choose 4 words to read and write from the list of key words below. Remembering to form the letters correctly, try and sit your letters on the line. Can you write your chosen word in a sentence?	Click on the link below to listen to the story. https://watch.vooks.com/freeaccess/videos/asiack-day-for-amosmcgee

My Phase 2 Sound Mat

s



a



t



p



i



n



m



d



g



o



c



k



ck



e



u



r



h



b



f



ff



l



ll



ss




twinkl

visit [twinkl.com](https://www.twinkl.com)

Reception Lesson Plan

My Phase 3 Sound Mat

j 	v 	w 	x 	y 	z 	zz 	qu 
ch 	sh 	th 	ng 	ai 	ee 	igh 	oa 
oo 	oo 	ar 	or 	ur 	ow 	oi 	ear 
air 	ure  Pure	er 					

Phase 2 Home Learning Challenges

Look at things around the room and say the sound they begin with. Can you hear the sound they end with too? Try writing some of them down.

Can you spell out any of the pictures? Tell your grown-up which sound it begins with and which sound it ends with. Do all the words have the same number of sounds?



Can you put the sounds on this page into the phoneme frames to make words?

Play a game with your grown-up. Take it in turns to give instructions. For example, 'Touch your f-ee-t' or 'Stand u-p'.

Can you look in a book and find any of these words? Which words did you spot the most?

the

to

I

go

no

Can you read the letters on this page and think of a word that begins with each one?

t

d

c

b

f

l

s

o

Phase 3 Home Learning Challenges

Look at the things around the room. Can you spot any words that begin with any of these sounds? Can you hear the sound they end with too? Try writing some of them down.

j v w y z

Can you put the sounds on this page into the phoneme frames to make words?

--	--

--	--	--

--	--	--	--

Can you spell out any of the pictures? Do all the words have the same number of sounds? Can you underline any digraphs?



Play a game with your grown-up. Ask your grown-up to read a sound to you. Can you write the sound down? You could use different colours.

Can you read the digraphs on this page and think of a word that includes each sound?

igh

air

ear

ure

ow

ar

sh



zz

Can you look in a book and find any of these words? Which words did you spot the most times?

he
she
we
me
be
you

all
are
her
was
they
my

Reception Lesson Plan



ink saving Eco

Reception Lesson Plan

These are the 45 words that children should be able to read and write by the end of the Reception year.

I	you	the
go	day	of
come	was	we
went	look	this
up	are	dog

me	like	going
big	she	and
they	my	see
on	away	mum
it	at	play

no	yes	for
a	dad	can
he	am	all
is	can	get
said	to	in