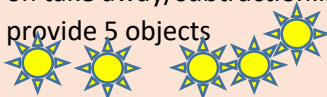


# Reception Lesson Plan

Thursday 17<sup>th</sup> June 2020

	9:00am-9:30am	9:30-10:00am	10:00-10:30am	10:30-11:30am	11:30-12:30pm	12:30-1:30pm	1:30-2:00pm	2:00-3:00pm
		Break	Phonics	Maths	Lunch	Topic/Creative	Handwriting	Sing songs/Story time
	Morning PE							
Thursday	<p>Joe Wicks Morning Exercise</p> <p>Click on the link below to access the workout.</p> <p><a href="https://www.youtube.com/user/thebodycoach1/videos">https://www.youtube.com/user/thebodycoach1/videos</a></p>	Break	<p>Children to go through their phase 2 and phase 3 sounds. Say the sound out loud. Try timing yourself, how long did it take you? (See sound mat below).</p> <p>The sheets below- phase 2 and phase 3 phonic home learning challenges, choose a challenge complete the challenge.</p> <p>Click the link below to access phonic comics- <a href="https://phonicsplaycomics.co.uk/comics.html">https://phonicsplaycomics.co.uk/comics.html</a></p> <p>. Choose a comic with the letter sound you would like to practise, maybe choose one that your child needs a little more practise with.</p>	<p>Click on the link below and count to 20.</p> <p><a href="https://www.youtube.com/watch?v=D0Ajq682yrA">https://www.youtube.com/watch?v=D0Ajq682yrA</a></p> <p>Today we are going to recap on take away/subtraction... provide 5 objects</p>  <p>Explain that we have 5 suns, if we take 2 suns away how many do we have left? Take away 2 objects...encourage your child to count how many we have left. Repeat with different amounts e.g. 3 – 1= 2</p> <p>Use link to play subtraction game <a href="https://www.topmarks.co.uk/subtraction/subtraction-to-10">https://www.topmarks.co.uk/subtraction/subtraction-to-10</a></p>	Lunch	<p>African animals</p> <p>Before you watch ask your child – what animals do you think live in Africa? Why do you think they live here?</p> <p>Watch the link that talks about animals – pause the clip and ask questions.</p> <p><a href="https://www.youtube.com/watch?v=TABb-H6SOHI">https://www.youtube.com/watch?v=TABb-H6SOHI</a></p> <p>Choose an animal that you would like and complete some facts about that animal. Use the fact sheet below- if no printer copy the sheet headings.</p>	<p>First write your name remembering to form all the letters correctly. Choose 4 words to read and write from the list of key words below. Remembering to form the letters correctly, try and sit your letters on the line.</p> <p>Can you write your chosen word in a sentence?</p>	<p>Children to choose their favourite book and read with their parents/carers. Click on the link below: some books to share, children to read along and activities.</p> <p><a href="https://www.booktrust.org.uk/books-andreading/have-somefun/storybooks-andgames/">https://www.booktrust.org.uk/books-andreading/have-somefun/storybooks-andgames/</a></p>

# My Phase 2 Sound Mat

s



a



t



p



i



n



m



d



g



o



c



k



ck



e



u



r



h



b



f



ff



l



ll



ss





twinkl

visit [twinkl.com](https://www.twinkl.com)

# Reception Lesson Plan

## My Phase 3 Sound Mat

j 	v 	w 	x 	y 	z 	zz 	qu 
ch 	sh 	th 	ng 	ai 	ee 	igh 	oa 
oo 	oo 	ar 	or 	ur 	ow 	oi 	ear 
air 	ure  Pure	er 					

## Phase 2 Home Learning Challenges

Look at things around the room and say the sound they begin with. Can you hear the sound they end with too? Try writing some of them down.

Can you spell out any of the pictures? Tell your grown-up which sound it begins with and which sound it ends with. Do all the words have the same number of sounds?



Can you put the sounds on this page into the phoneme frames to make words?


Play a game with your grown-up. Take it in turns to give instructions. For example, 'Touch your f-ee-t' or 'Stand u-p'.

Can you look in a book and find any of these words? Which words did you spot the most?

the  
to  
I  
go  
no

Can you read the letters on this page and think of a word that begins with each one?

t	f
d	l
c	s
b	o

## Phase 3 Home Learning Challenges

Look at the things around the room. Can you spot any words that begin with any of these sounds? Can you hear the sound they end with too? Try writing some of them down.

j v w y z

Play a game with your grown-up. Ask your grown-up to read a sound to you. Can you write the sound down? You could use different colours.

Can you read the digraphs on this page and think of a word that includes each sound?

igh      ow  
air      ar  
ear      sh  
ure      zz

Can you put the sounds on this page into the phoneme frames to make words?

Can you spell out any of the pictures?  
Do all the words have the same  
number of sounds? Can you underline  
any digraphs?



Can you look in a book  
and find any of these words?  
Which words did you spot the  
most times?

he	all
she	are
we	her
me	was
be	they
you	my



# Elephant Fact File

## Activity Sheet

Elephants live...

---

---

---

---

---

---

---

Elephants survive...

---

---

---

---

---

---

---

Elephants eat...

---

---

---

---

---


---

---

---

---

---



# Lion Fact File

## Activity Sheet

Lions live...

---

---

---

---

---

---

---

Lions survive...

---

---

---

---

---

---

---

Lions eat...

---

---

---

---

---


---

---

---

---

---



# Cheetah Fact File

## Activity Sheet

Cheetahs live...

---

---

---

---

---

---

---

Cheetahs survive...

---

---

---

---

---

---

---

Cheetahs eat...

---

---

---

---

---


---

---

---

---

---





# Giraffe Fact File

## Activity Sheet

Giraffes live...

---

---

---

---

---

---

---

---

Giraffes survive...

---

---

---

---

---

---

---

---

Giraffes eat...

---

---

---

---

---

---

---

---

---

---



# **Zebra Fact File**

## **Activity Sheet**

Zebras live...

---

---

---

---

---

---

---

Zebras survive...

---

---

---

---

---

---

---

Zebras eat...

---

---

---

---

---

---

---

---

---

---



# Reception Lesson Plan