

Reception Lesson Plan

Monday 15th June 2020

Dear All,

Thank you for your continued support. Feel free to contact us via email at WDV.EYFS@OasisWoodview.Org for requests for a specific topic of work, any concerns accessing the work or just for a general chat.

Kind Regards,

The Reception Team.
























Please find below some useful websites-

- Letter and sounds website with live sessions everyday at 10am:
<https://wandleenglishhub.org.uk/lettersandsounds/reception>
- Phonics play free subscription: Username- march 20 Password- home
<https://www.phonicsplay.co.uk/#>
- Oak National Academy:
<https://www.thenational.academy/onlineclassroom/reception#subjects>
- Hamilton Trust: <https://www.hamilton-trust.org.uk/blog/learning-home-packs/>
- Oxford Owl Phonic Ebooks: Make a free account to access the books.
https://www.oxfordowl.co.uk/for-home/find-a-book/library-page?view=image&query=&type=book&age_group=Age+4-5&level=&level_select=&book_type=&series=


Reception Lesson Plan

	9:00am-9:30am	9:30:00 am	10:00-10:30am	10:30-11:30am	11:30 - 12:30 pm	12:30-1:30pm	1:30-2:00pm	2:00-3:00pm
	Morning PE	Break	Phonics	Literacy	Lunch	Topic/Creative	Handwriting	Sing songs/Story time
Monday	<p>Joe Wicks Morning Exercise</p> <p>Click on the link below to access the workout.</p> <p>https://www.youtube.com/user/thebodyscoach1/videos</p>	Break	<p>Children to go through their phase 2 and phase 3 sounds. Say the sound out loud. Try timing yourself, how long did it take you? (See sound mat below).</p> <p>The sheets below- phase 2 and phase 3 phonic home learning challenges, choose a challenge complete the challenge. Play the game below using your phonic knowledge to read the words. Choose a sound that you find tricky to remember.</p> <p>Game Activity:</p> <ul style="list-style-type: none"> Click on the link below to play Dragons Den. Which words are real or fake? <p>https://www.phonicsplay.co.uk/resources/phase/2/dragons-den</p>	<p>Handas Surprise click link below if you don't have the book</p> <p>https://www.youtube.com/watch?v=ocnRQi89nK8</p> <p>Then complete the Handa's Surprise book review below- ask the questions for your child or ask your child to write simple sentences to answer.</p>	Lunch	<p>Science Experiment</p> <p>My Breath Experiment.</p> <p>See prompt card below with questions and the experiment.</p>	<p>Practise all the letters we have been looking at in simple words and sentences.</p> <p>First write your name remembering to form all the letters correctly.</p> <p>Choose 4 words to read and write from the list of key words below. Remembering to form the letters correctly, try and sit your letters on the line. Can you write your chosen word in a sentence?</p>	<p>Click on the link below to join in with singing.</p> <p>Phonic song</p> <p>https://www.youtube.com/watch?v=BELIZKpi1Zs</p> <p>phase 3 phonic song</p> <p>https://www.youtube.com/watch?v=W8Jp5MutVIQ</p>

My Phase 2 Sound Mat

s 	a 	t 	p 	i 	n 	m 	d 
g 	o 	c 	k 	ck 	e 	u 	r 
h 	b 	f 	ff 	l 	ll 	ss 	

My Phase 3 Sound Mat

j 	v 	w 	x 	y 	z 	zz 	qu 
ch 	sh 	th 	ng 	ai 	ee 	igh 	oa 
oo 	oo 	ar 	or 	ur 	ow 	oi 	ear 
air 	ure  Pure	er 					

Phase 2 Home Learning Challenges

Look at things around the room and say the sound they begin with. Can you hear the sound they end with too? Try writing some of them down.

Can you spell out any of the pictures? Tell your grown-up which sound it begins with and which sound it ends with. Do all the words have the same number of sounds?



Can you put the sounds on this page into the phoneme frames to make words?

Play a game with your grown-up. Take it in turns to give instructions. For example, 'Touch your f-ee-t' or 'Stand u-p'.

Can you look in a book and find any of these words? Which words did you spot the most?

the

to

I

go

no

Can you read the letters on this page and think of a word that begins with each one?

t

d

c

b

f

l

s

o

Phase 3 Home Learning Challenges

Look at the things around the room. Can you spot any words that begin with any of these sounds? Can you hear the sound they end with too? Try writing some of them down.

j v w y z

Can you put the sounds on this page into the phoneme frames to make words?

--	--

--	--	--

--	--	--	--

Can you spell out any of the pictures? Do all the words have the same number of sounds? Can you underline any digraphs?



Play a game with your grown-up. Ask your grown-up to read a sound to you. Can you write the sound down? You could use different colours.

Can you read the digraphs on this page and think of a word that includes each sound?

igh

air

ear

ure

ow

ar

sh

zz

Can you look in a book and find any of these words? Which words did you spot the most times?

he
she
we
me
be
you

all
are
her
was
they
my

Reception Lesson Plan

twinkl

African Surprise

Name _____ Date _____

What is the setting?

Who is the main character?

What happens first?

What happens next?

What happens last?



Reception Lesson Plan

Science Experiment

My Breath

Can you breathe in and out? Can you see anything coming out of your mouth?

Can you breathe on the window or mirror?

What can you see?

What is on the glass?

Where did it come from?

twinkl

My Breath

Science Experiment



Method

1. Ask the children to breathe in and out. Can they see anything coming from their mouths?
2. Next, stand next to a mirror or window.
3. Take a deep breath in.
4. Gently breathe out onto the glass.
5. The children will see that the glass has misted up. The water in our breath condenses on the cool glass.

You will need:

Window pane or mirror



Reception Lesson Plan

These are the 45 words that children should be able to read and write by the end of the Reception year.

I	you	the
go	day	of
come	was	we
went	look	this
up	are	dog

me	like	going
big	she	and
they	my	see
on	away	mum
it	at	play

no	yes	for
a	dad	can
he	am	all
is	can	get
said	to	in