
























Reception Lesson Plan

Friday 17th June 2020

	9:00am-9:30am	9:30-10:00am	10:00-10:30am	10:30-11:30am	11:30-12:30pm	12:30-1:30pm	1:30-2:00pm	2:00-3:00pm
	Break		Phonics	Maths	Lunch	Topic/Creative	Handwriting	Sing songs/Story time
	Morning PE							
Friday	<p>Joe Wicks Morning Exercise</p> <p>Click on the link below to access the workout.</p> <p>https://www.youtube.com/user/thebodycoach1/videos</p>	Break	<p>Children to go through their phase 2 and phase 3 sounds. Say the sound out loud. Try timing yourself, how long did it take you? (See sound mat below).</p> <p>Choose a Big Cat Collins Books- click the link below- https://connect.collins.co.uk/school/Portal.aspx</p> <p>Click Teacher sign and use the password and username. Username- Parents@harpercollins.co.uk Password- Parents20!</p> <p>Choose a pink, red and then yellow stage book – can you read the story by yourself? Don't forget to ask for help if you get a little stuck!</p>	<p>Click on the link below and count to 20.</p> <p>https://www.youtube.com/watch?v=D0Ajq682yrA</p> <p>Continue to look at subtraction/take away... explaining that the number gets smaller.</p> <p>Can you solve these sums? Use objects to help you</p> <p>5 – 2 = 5 – 3 = 5 – 1 = 5 – 0 =</p> <p>Use link to play subtraction game https://www.topmarks.co.uk/subtraction/subtraction-to-10</p> <p>Complete the maths activity sheet</p>	Lunch	<p>African animals</p> <p>Watch the link that talks about animals – pause the clip and ask questions.</p> <p>https://www.youtube.com/watch?v=TABb-H6SOHI</p> <p>Choose a different animal that you would like and complete some facts about that animal. Use the fact sheet below- if no printer copy the sheet headings.</p>	<p>First write your name remembering to form all the letters correctly.</p> <p>Choose 4 words to read and write from the list of key words below.</p> <p>Remembering to form the letters correctly, try and sit your letters on the line.</p> <p>Can you write your chosen word in a sentence?</p>	<p>Click on the link below to join in with Zumba dance.</p> <p>https://www.youtube.com/watch?v=FHo9QaJ1DyI</p>

My Phase 2 Sound Mat

s 	a 	t 	p 	i 	n 	m 	d 
g 	o 	c 	k 	ck 	e 	u 	r 
h 	b 	f 	ff 	l 	ll 	ss 	

My Phase 3 Sound Mat

j 	v 	w 	x 	y 	z 	zz 	qu 
ch 	sh 	th 	ng 	ai 	ee 	igh 	oa 
oo 	oo 	ar 	or 	ur 	ow 	oi 	ear 
air 	ure  Pure	er 	 visit twinkl.com				

Maths Activity Mats

Which numbers come next?

2 3 4

Can you work out the answer?



Which activity would you do at night time?
Circle it.



Which picture comes next in the pattern? Circle it.



1 2 3 4 5 6 7 8 9 10

Reception Lesson Plan


Giraffe Fact File

Activity Sheet

Giraffes live...

Giraffes survive...

Giraffes eat...



Rhinos live...

Rhinos survive...

Rhinos eat...



Reception Lesson Plan

These are the 45 words that children should be able to read and write by the end of the Reception year.

I	you	the
go	day	of
come	was	we
went	look	this
up	are	dog

me	like	going
big	she	and
they	my	see
on	away	mum
it	at	play

no	yes	for
a	dad	can
he	am	all
is	can	get
said	to	in