

Reception Lesson Plan

Monday 8th June 2020

Dear All,

Thank you for your continued support. Feel free to contact us via email at WDV.EYFS@OasisWoodview.Org for requests for a specific topic of work, any concerns accessing the work or just for a general chat.

Kind Regards,

The Reception Team.

Please find below some useful websites-

- Letter and sounds website with live sessions everyday at 10am:
<https://wandleenglishhub.org.uk/lettersandsounds/reception>
- Phonics play free subscription: Username- march 20 Password- home
<https://www.phonicsplay.co.uk/#>
- Oak National Academy:
<https://www.thenationalacademy/onlineclassroom/reception#subjects>
- Hamilton Trust: <https://www.hamilton-trust.org.uk/blog/learning-home-packs/>
- Oxford Owl Phonic Ebooks: Make a free account to access the books.
https://www.oxfordowl.co.uk/for-home/find-a-book/library-page?view=image&query=&type=book&age_group=Age+4-5&level=&level_select=&book_type=&series=
- Phonic Ebooks: Username- parents@harpercollins.co.uk Password- Parents20!

Reception Lesson Plan

Monday 8th June 2020

	9:00am-9:30am	9:30-10:00am	10:00-10:30am	10:30-11:30am	11:30-12:30pm	12:30-1:30pm	1:30-2:00pm	2:00-3:00pm
	Morning PE	Break	Phonics	Literacy	Lunch	Topic/Creative	Handwriting	Sing songs/Story time
Monday	<p>Joe Wicks Morning Exercise</p> <p>Click on the link below to access the workout.</p> <p>https://www.youtube.com/user/thebodyscoach1/videos</p>	Break	<p>Children to go through their phase 2 and phase 3 sounds. Say the sound out loud. Try timing yourself, how long did it take you? (See sound mat below).</p> <p>Children to use 'I can Read Sentences' worksheet below. Can you read the sentences? Can you have a go at writing the sentences on plain paper and drawing a picture next to it.</p> <p>Game Activity:</p> <ul style="list-style-type: none"> Click on the link below to play buried treasure. Which words are real or fake? <p>https://www.phonicsplay.co.uk/member-only/PicnicOnPluto.html</p>	<p>Click on the link below to learn about seasons.</p> <p>https://www.youtube.com/watch?v=BkkzF9z4-g</p> <p>Today you are going to write about what you did last week. Where did you go? Did you go to the park? What did you do? What was the weather like?</p> <p>Use the template below to draw a picture of what you did and write about it.</p>	Lunch	<p>Science Experiment</p> <p>Children to learn about germs and the importance of washing hands. Click on the link below to learn about what happens when you wash your hands. Do the experiment in the video with your child.</p> <p>https://www.bbc.co.uk/cbeebies/watch/germs-experiment</p> <p>You will need:</p> <ul style="list-style-type: none"> Black pepper Water Soap 	<p>Click on the link below to access handwriting letters.</p> <p>http://www.literactive.com/Download/live.asp?swf=story_files/letter_formation_US.swf</p> <p>Children to complete the sheet below.</p>	<p>Click on the link below to join in with singing.</p> <p>See it, say it, sign it letter sound song</p> <p>https://www.youtube.com/watch?v=WP1bVh1ZQM</p> <p>10 little fishes</p> <p>https://www.youtube.com/watch?v=6c_KR UjeIEg</p> <p>Twinkle twinkle little star</p> <p>https://www.youtube.com/watch?v=5rwYzrRhclA</p>

My Phase 2 Sound Mat

s



a



t



p



i



n



m



d



g



o



c



k



ck



e



u



r



h



b



f



ff



l



ll



ss



My Phase 3 Sound Mat

j



v



w



x



y



z



zz



qu



ch



sh



th



ng



ai



ee



igh



oa



oo



oo



ar



or



ur



ow



oi



ear



air



ure




Pure

er





Name: _____



I Can Read Simple Sentences

Get Ready:

I

see

the

I see the cat.

I see the pan.

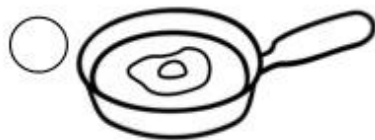

I see the dam.

I see the bat.

I see the map.



Match the pictures with the words.



Read the sentences
three times.

--	--	--

Copy your favorite sentence.

Name..... Date.....

Draw a line from each word to the correct place on the picture.

pen

chin

spot

cheeks



Write the missing letter in each word below.

p _ n

s _ ot

ch _ n

_ _ _ eeks