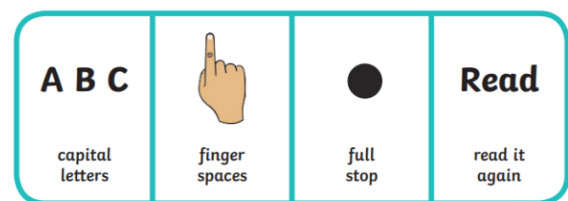


# Reception Lesson Plan

Tuesday 19<sup>th</sup> May 2020

	9:00am-9:30am Mornin g PE	9:30-10:00am Break	10:00-10:30am Phonics	10:30-11:30am Literacy	11:30-12:30pm Lunch	12:30-1:30pm Topic/Creative	1:30-2:00pm Handwriting	2:00-3:00pm Sing songs/Story time
<b>Tuesday</b>		Break	<p>Children to go through their phase 2 and phase 3 sounds. Say the sound out loud. (See sound mat below).</p> <p>Recap lesson on air, ure and er. Click on the link below to view today's lesson and join in! <a href="https://www.youtube.com/watch?v=caZbtuK715M">https://www.youtube.com/watch?v=caZbtuK715M</a></p> <p>Remember, a digraph is two letters that make one sound such as er, ur, oi. A trigraph is three letters that make one sound such as ear, ure, air.</p> <p>Challenge:</p> <ul style="list-style-type: none"> <li>Can you write a sentence using one of the words you have learnt from the video? What digraph/trigraph are you going to use.</li> <li>Click on the link below to access the game. Can you help the alien escape? <a href="https://www.phonicsbloom.com/uk/game/alien-escape?phase=3">https://www.phonicsbloom.com/uk/game/alien-escape?phase=3</a></li> </ul>	<p>Talk about the story 'Snail Trail'. Recap what happened in the story. Where did the snail go?</p> <p>Today you are going to have a go at describing what different minibeasts look like.</p> <p>Choose 4 minibeasts and have a go at writing a sentence using describing words. Encourage children to think about what the minibeast looks like. Go through the different describing words with your child before encouraging them to think of a sentence.</p> <p>Things to remember when writing:</p> <ul style="list-style-type: none"> <li>Remember your capital letter at the start of the sentence.</li> <li><u>Make sure children are writing on the line.</u></li> <li>Remember your full stop.</li> <li>Remember to use finger spaces between each word.</li> </ul>	Lunch	<p>Eid is coming up soon. This week we will be carrying out different activities Muslims do to prepare for Eid.</p> <p>Click on the link below to find out more about how Muslims celebrate Eid. Watch all three videos to learn more about Eid and Ramadan. <a href="https://www.bbc.co.uk/cbeebies/puzzles/lets-celebrate-eid">https://www.bbc.co.uk/cbeebies/puzzles/lets-celebrate-eid</a></p> <p>Today you are going to make an Eid card for your friends and family.</p> <p>See images below for Eid card template. Children can have a go at making their own using plain paper if you are unable to print the template.</p> <p>Don't forget to use the sound mat below when writing your Eid message inside the card.</p>	<p>Today you are going to use the worksheet below to practise your handwriting. Read the sentence first. Can you see any tricky words in the sentence? (See worksheet below).</p> <p>If you are unable to print it, write it out on paper using a highlighter pen children can trace over. If they can form letters correctly, encourage them to write it without tracing. Make sure they are forming the letters the correct way, always starting from the top.</p>	<p>Click on the link below to read the story 'Oh No George'.</p> <p><a href="https://www.booktrust.org.uk/books-and-reading/have-some-fun/storybooks-and-games/oh-no-george/">https://www.booktrust.org.uk/books-and-reading/have-some-fun/storybooks-and-games/oh-no-george/</a></p> <p>What was your favourite part of the story? What did George do? Was he patient? Did he have self-control? Talk about patience and having self-control with your child.</p>



# My Phase 2 Sound Mat

s



a



t



p



i



n



m



d



g



o



c



k



ck



e



u



r



h



b



f



ff



l



ll



ss



# My Phase 3 Sound Mat

j



v



w



x



y



z



zz



qu



ch



sh



th



ng



ai



ee



igh



oa



oo



oo



ar



or



ur



ow



oi



ear



air



ure



Pure

er



# Ant

Name \_\_\_\_\_



creepy slimy hairy  
 wriggly ugly weird  
 beautiful colourful  
 shiny delicate tiny  
 spotty patterned  
 slippery graceful fast  
 slow spindly funny  
 cute nasty stealthy  
 smooth furry squishy  
 soft hard winged  
 slithery dainty awkward

# Spider

Name \_\_\_\_\_



creepy slimy hairy  
 wriggly ugly weird  
 beautiful colourful  
 shiny delicate tiny  
 spotty patterned  
 slippery graceful fast  
 slow spindly funny  
 cute nasty stealthy  
 smooth furry squishy  
 soft hard winged  
 slithery dainty awkward

# Ladybird

Name \_\_\_\_\_



creepy slimy hairy  
 wriggly ugly weird  
 beautiful colourful  
 shiny delicate tiny  
 spotty patterned  
 slippery graceful fast  
 slow spindly funny  
 cute nasty stealthy  
 smooth furry squishy  
 soft hard winged  
 slithery dainty awkward

# Bee

Name \_\_\_\_\_



creepy slimy hairy  
 wriggly ugly weird  
 beautiful colourful  
 shiny delicate tiny  
 spotty patterned  
 slippery graceful fast  
 slow spindly funny  
 cute nasty stealthy  
 smooth furry squishy  
 soft hard winged  
 slithery dainty awkward

# Caterpillar

Name \_\_\_\_\_



creepy slimy hairy  
 wriggly ugly weird  
 beautiful colourful  
 shiny delicate tiny  
 spotty patterned  
 slippery graceful fast  
 slow spindly funny  
 cute nasty stealthy  
 smooth furry squishy  
 soft hard winged  
 slithery dainty awkward


# Butterfly

Name \_\_\_\_\_




creepy slimy hairy  
 wriggly ugly weird  
 beautiful colourful  
 shiny delicate tiny  
 spotty patterned  
 slippery graceful fast  
 slow spindly funny  
 cute nasty stealthy  
 smooth furry squishy  
 soft hard winged  
 slithery dainty awkward

Eid  
Mubarak  
عيد مبارك



Happy Eid

عيد سعيد



## Phase 3 Sentence Handwriting Sheets

Mark and Carl got wet in the rain.

Trace the sentence.

Mark and Carl got wet in the rain.

Write the sentence using the guides below.

Can you write the sentence on your own?