

Reception Lesson Plan

WB: 01.06.2020

Dear All,

Thank you for your continued support. Feel free to contact us via email at WDV.EYFS@OasisWoodview.Org for requests for a specific topic of work, any concerns accessing the work or just for a general chat.

Kind Regards,

The Reception Team.


Please find below some useful websites-

- Letter and sounds website with live sessions everyday at 10am:
<https://wandleenglishhub.org.uk/lettersandsounds/reception>
- Phonics play free subscription: Username- march 20 Password- home
<https://www.phonicsplay.co.uk/#>
- Oak National Academy:
<https://www.thenationalacademy/onlineclassroom/reception#subjects>
- Hamilton Trust: <https://www.hamilton-trust.org.uk/blog/learning-home-packs/>
- Oxford Owl Phonic Ebooks: Make a free account to access the books.
https://www.oxfordowl.co.uk/for-home/find-a-book/library-page?view=image&query=&type=book&age_group=Age+4-5&level=&level_select=&book_type=&series=
- Phonic Ebooks: Username- parents@harpercollins.co.uk Password- Parents20!

Reception Lesson Plan

	9:00am-9:30am	9:30am-10:00am	10:00-10:30am	10:30-11:30am	11:30-12:30pm	12:30-1:30pm	1:30-2:00pm	2:00-3:00pm
	Morning PE	Break	Phonics	Literacy	Lunch	Topic/Creative	Handwriting	Sing songs/Story time
Monday	<p>Joe Wicks Morning Exercise</p> <p>Click on the link below to access the workout.</p> <p>https://www.youtube.com/user/thebodycoach1/videos</p>	Break	<p>Children to go through phase 3 sounds. Say the sound out loud. Try timing yourself, how long did it take you? (See sound mat below).</p> <p>Today you are going to recap the sounds 'ure' Click on the link below to watch the lesson and join in!</p> <p>https://www.youtube.com/watch?v=ytcqoZbljLM</p> <p>Challenge:</p> <ul style="list-style-type: none"> □ Can you think of a sentence with that word? 	<p>Today we are going to read a new book. This book is called 'the Rainbow Fish'</p> <p>Before listening to the story. Tell the children it's a story about a special fish. Can you predict why you think the fish could be special?</p> <p>Click on the link below to watch the story https://www.youtube.com/watch?v=QFORvXhub28 Children to talk about what happened in the story?</p> <p>Activity: Draw a picture of the rainbow fish. Use the word mat to write words that describe the fish. Then write some sentences include the describing words in your sentence.</p>	Lunch	<p>Today you are going to make a growing rainbow. See the instructions below</p> <p>You will need : Kitchen roll/toilet paper Thread Felt tips Paperclip Two bowls of water.</p> <p>Talk about what might happen to the tissue if it gets wet?</p>	<p>Click on the link below to access handwriting letters.</p> <p>http://www.literactive.com/Download/live.asp?swf=story_files/letter_formation_US.swf</p> <p>Children to practise writing letters they struggle with.</p> <p>Trace and write each word.</p> <ul style="list-style-type: none"> • we • be • me • the • they • said 	<p>Yoga!</p> <p>Click on the link below to join in with the Yoga session. Have fun and enjoy ☺</p> <p>https://www.youtube.com/watch?v=pTs1phgxs</p>


My Phase 3 Sound Mat

j 	v 	w 	x 	y 	z 	zz 	qu 
ch 	sh 	th 	ng 	ai 	ee 	igh 	oa 
oo 	oo 	ar 	or 	ur 	ow 	oi 	ear 
air 	ure  Pure	er 					

Reception Lesson Plan

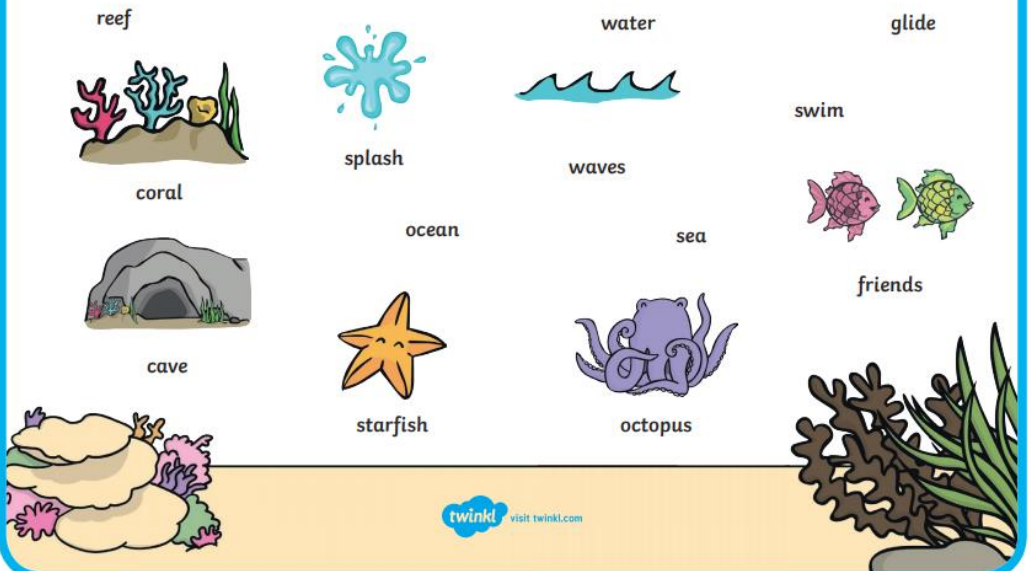
The Rainbow Fish

shiny rainbow fish
shimmer blue scales
glittering green
flashing silver
purple sparkling
dazzling



The Rainbow Fish

reef water glide
coral splash waves swim
cave ocean sea friends
starfish octopus



Reception Lesson Plan

What To Do:

1. Cut the kitchen roll into the shape of a rainbow.
2. At each end, use the felt-tip pens to colour a rainbow about 2cm up from the bottom. Remember the order of the colours: red, orange, yellow, green, blue, indigo, violet.
3. Attach the paperclip to the top of the rainbow and tie a piece of thread to it. This will allow you to hold your rainbow.
4. Add water to the two bowls.
5. Hold the rainbow with both ends slightly submerged into each bowl of water and watch your rainbow grow.

