

























Reception Lesson Plan

	9:00am-9:30am Morning PE	9:30-10:00am	10:00-10:30am Phonics	10:30-11:30am Literacy/Maths	11:30-12:30pm	12:30-1:30pm Topic/Creative	1:30-2:00pm Handwriting	2:00-3:00pm Sing songs/Story time
Friday	<p>Cosmic Kids Popcorn and Pirates yoga session.</p> <p>https://www.youtube.com/watch?v=T_OP5grVoyg</p>	Break	<p>Children to go through their phase 2 and phase 3 sounds. Say the sound out loud. (See sound mat below). Children to recall sounds. Watch the tricky words song.</p> <p>https://www.youtube.com/watch?v=R087IYrRpgY</p> <p>Today we are going to look at our phase 3 tricky words. Click on the link below to watch Billy teach you the phase 3 sounds.</p> <p>https://www.youtube.com/watch?v=PaqkvNnHhsY</p> <p>If you know your phase 3 tricky words, can you have a go at writing them down as many times as you can in 1 minute. he, she, we, me, be, you, all, are, her, was, they, my.</p>	<p>Maths Lesson</p> <p>Click on the link below to learn your number bonds to 10! Do you know your number bonds?</p> <p>https://www.youtube.com/watch?v=ID9tjBUiXs0</p> <p>Recap on number bonds to 5 and then 10.</p> <p>Challenge:</p> <ul style="list-style-type: none"> • Can you draw your own number bonds? • Can you complete number bonds to 20? 	Lunch	<p>Choose an activity from the Rainbow Fish home learning sheet- see sheet below.</p>	<p>Today you are going to practise writing your name! If your child struggles to write their name, focus on one letter at a time and get them to race it and write it across your page.</p> <p>Children to use shaving foam in a tray to write these words:</p> <p>It, at, play, no, yes, for, dad, can, see, they, dog, this, of, are.</p> 	<p>Story time. Choose your own book to read with a family member or click on the link below:</p> <p>https://watch.vooks.com/browse</p> <p>At the end of the story, children to talk about their favourite part of the story and why? Who is your favourite character? What did you enjoy the most about the story.</p>

My Phase 2 Sound Mat

s 	a 	t 	p 	i 	n 	m 	d 
g 	o 	c 	k 	ck 	e 	u 	r 
h 	b 	f 	ff 	l 	ll 	ss 	

Reception Lesson Plan

My Phase 3 Sound Mat

j 	v 	w 	x 	y 	z 	zz 	qu 
ch 	sh 	th 	ng 	ai 	ee 	igh 	oa 
oo 	oo 	ar 	or 	ur 	ow 	oi 	ear 
air 	ure  Pure	er 	 visit twinkl.com				

Reception Lesson Plan

Using your knowledge of number bonds to 5 and 10 can you write the number sentences filling in the missing numbers.

$$5 - \quad = 5$$

$$10 - \quad = 10$$

$$10 - \quad = 5$$

$$5 - \quad = 4$$

$$10 - \quad = 9$$

$$10 - \quad = 4$$

$$5 - \quad = 3$$

$$10 - \quad = 8$$

$$10 - \quad = 3$$

$$5 - \quad = 2$$

$$10 - \quad = 7$$

$$10 - \quad = 2$$

$$5 - \quad = 1$$

$$10 - \quad = 6$$


$$10 - \quad = 1$$

$$5 - \quad = 0$$

Rainbow Fish

Home Learning Challenge

Use books or the Internet to find out 2 facts about a creature that lives under the sea. We can then share our facts with the rest of the class!



Draw a fish with 6 spots. Colour 3 spots in your favourite colour. How many spots are left? Choose a different colour for these spots.



The Rainbow Fish gave away his most prized possession, his scales. What is your most prized possession? Draw a picture of it and write a sentence to say why it is special.

Make a different rainbow animal. It can be any animal you like. You could colour it in, paint it or even make a collage.



The Rainbow Fish learnt to be a good friend. Talk to an adult at home about the different ways to be a good friend.

