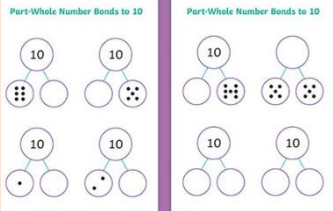


# Reception Lesson Plan

Thursday 7<sup>th</sup> April 2020

	9:00am-9:30am Morning PE	9:30-10:00 am	10:00-10:30am Phonics	10:30-11:30am Literacy/Maths	11:30-12:30pm	12:30-1:30pm Topic/Creative	1:30-2:00pm Handwriting	2:00-3:00pm Sing songs/Story time
<b>Thursday</b>	<p>Kidz Bop dance</p> <p>Click on the link below.  <a href="https://www.youtube.com/watch?v=w9R8UpLtbts">https://www.youtube.com/watch?v=w9R8UpLtbts</a></p>	<p>Break</p>	<p>Children to go through their phase 2 and phase 3 sounds. Say the sound out loud. (See sound mat below).            Sing along to the jolly phonics song:  <a href="https://www.dailymotion.com/video/x34vbbsp">https://www.dailymotion.com/video/x34vbbsp</a></p> <p>Watch Geraldine introducing the new sound 'ure'.  <a href="https://www.youtube.com/watch?v=YwCzf71fIBA">https://www.youtube.com/watch?v=YwCzf71fIBA</a></p> <p>What is your new sound?            Say it in a deep voice, squeaky voice, and loud voice. Whisper your new sound.            Can you think of any words that has the sound ure?            Can you read these words?            p-ure-, treas-ure, s-ure, c-ure.            Challenge:</p> <ul style="list-style-type: none"> <li>Can you use the words in a sentence?</li> <li>Can you write the new sound ure?</li> </ul> <p>Watch – Alphablocks- digraph and trigraph.  <a href="https://www.youtube.com/watch?v=CN0vbgpCThI">https://www.youtube.com/watch?v=CN0vbgpCThI</a></p>	<p>Maths Lesson</p> <p>Count from 0-10 forwards and backwards. You will need 10 objects. We are going to find different ways of making 10.            Watch number bond addition song-  <a href="https://www.youtube.com/watch?v=ID9tjBUiXs0">https://www.youtube.com/watch?v=ID9tjBUiXs0</a></p> <p>Using the part, part/ whole method to find different ways of making 5, then 10.            Remember 10 at the top, what two numbers make 10? Use the part, part/ whole model.</p>  <p>Challenge:</p> <ul style="list-style-type: none"> <li>Can you write the number sentences?</li> <li><math>9 + \dots = 10</math></li> <li><math>4 + \dots = 10</math></li> <li><math>2 + \dots = 10</math></li> </ul> <p>Play this number bond game-  <a href="http://www.ictgames.com/saveTheWhale/index.html">http://www.ictgames.com/saveTheWhale/index.html</a></p> <p>Choose the pipes with two numbers that make 5 then 10.</p>	<p>Lunch</p>	<p>Ramadan Counting sheet</p> <p>Use the Rameena's I spy Ramadan sheet.            Count the various objects and record your answers</p> <ul style="list-style-type: none"> <li>Can you draw the various objects?</li> <li>Can you name the various objects?</li> </ul> <p>See sheet below:</p>	<p>Children to have a go at handwriting practise. Can you write these letters across your page making sure they are formed correctly?            Always start from the top.            Encourage children to not take their pencil off the page when writing each letter.</p> <p>Write these words using the correct formation:</p>	<p>Child to take part in music lesson.            Watch the video and join in!</p> <p>Click on the link below.  <a href="https://www.youtube.com/watch?v=VTmkADNOgg">https://www.youtube.com/watch?v=VTmkADNOgg</a></p> <p>Challenge:</p> <ul style="list-style-type: none"> <li>Can you think of your own song and tap out a beat?</li> </ul>

## My Phase 2 Sound Mat

s



a



t



p



i



n



m



d



g



o



c



k



ck



e



u



r



h



b



f



ff



l



ll



ss



# My Phase 3 Sound Mat

j



v



w



x



y



z



zz



qu



ch



sh



th



ng



ai



ee



igh



oa



oo



oo



ar



or



ur



ow



oi



ear



air



ure



Pure

er




twinkl

visit [twinkl.com](https://www.twinkl.com)

# Rameena's Ramadan I Spy and Count to 20

# Rameena's Ramadan I Spy and Count to 20



Count the number of each type of Rameena's Ramadan item and write the numeral in the box.


stars



sweets



prayer mats



Eid cards



jars of dates



presents



fireworks



mosques



lanterns



crescent moons

