

## Reception Lesson Plan

Monday 4<sup>th</sup> May 2020

[Dear All,

Thank you for your continued support. Feel free to contact us via email at [WDV.EYFS@OasisWoodview.Org](mailto:WDV.EYFS@OasisWoodview.Org) for requests for a specific topic of work, any concerns accessing the work or just for a general chat.

Kind Regards,  
The Reception Team.

Please find below some useful websites-

Letter and sounds website with live sessions everyday at 10am:  
<https://www.wandleenglishhub.org.uk/lettersandsoundsdeos>

Phonics play free subscription: Username- march 20 Password- home  
<https://www.phonicsplay.co.uk/#>

Oak National Academy:  
<https://www.thenational.academy/onlineclassroom/reception#subjects>

Hamilton Trust: <https://www.hamilton-trust.org.uk/blog/learning-home-packs/>
























# Reception Lesson Plan

Monday 4<sup>th</sup> May 2020

	9:00am-9:30am	9:30-10:00am	10:00-10:30am	10:30-11:30am	11:30-12:30pm	12:30-1:30pm	1:30-2:00pm	2:00-3:00pm
	Morning PE	Break	Phonics	Literacy	Lunch	Topic/Creative	Handwriting	Sing songs/Story time
<b>Monday</b>	<p>Joe Wicks Morning Exercise</p> <p>Click on the link below to access the workout.</p> <p><a href="https://www.youtube.com/user/thebodycoach1/vi">https://www.youtube.com/user/thebodycoach1/vi</a></p>	Break	<p>Children to go through their phase 2 and phase 3 sounds. Say the sound out loud, try timing yourself, how long did it take you? (See sound mat below). Watch Geraldine. Click on the link below. If it does not work, type into YouTube 'Geraldine learns air'</p> <p><a href="https://www.youtube.com/watch?v=NcHIX2xK--A">https://www.youtube.com/watch?v=NcHIX2xK--A</a></p> <p>What is your new sound?</p> <p>'air' is a trigraph which is three letters that make one sound.</p> <p>Children to say the sound 'air' in a deep voice, squeaky voice, quiet voice, loud voice.</p> <p>Children to think of different words with the sound 'air' in it. Sound talk the words- h-air, p-air, f-air, air-b-a-g, air-b-u-s, air-f-l-ow, air-b-r-u-sh,</p> <p>Challenge: Read the comic and find the new digraph 'air' how many time can you see the sound?</p>	<p>Read the story 'What the Ladybird Heard' by Julia Donaldson</p> <p><a href="https://www.youtube.com/watch?v=bzNIERZUyEM">https://www.youtube.com/watch?v=bzNIERZUyEM</a></p> <p>Children to talk about what happened in the story. Can you recall the different animals in the story? What animal came first, second and third? What do you notice about the story? The story has rhyming words. Can you think of some rhyming words?</p> <p>Challenge:</p> <ul style="list-style-type: none"> <li>Continue the rhyming string- cat, sat .....</li> <li>Hen, pen, sten....</li> <li>Duck, luck, tuck...</li> </ul>	Lunch	<p>Create your own ladybird. Remember a ladybird has the same amount of spots on each side on its wings. Could you do doubles on the wings of you ladybird?</p> <p>Resources you could use are:</p> <ul style="list-style-type: none"> <li>paper plate</li> <li>toilet roll</li> <li>paper</li> <li>coloured pencils</li> <li>black/red</li> <li>paint- black/red</li> </ul> <p>Challenge:</p> <ul style="list-style-type: none"> <li>Can you retell the story to a family member?</li> <li>Can you recall double numbers?</li> </ul>	<p>Children to practise one arm robot family. Start with letters- r m and n.</p> <p>Can you write these letters across your page making sure they are formed correctly? Can you sit your letters on the line? Always start from the top. Encourage children to keep their pencil on the page.</p> <p>If children struggle, use a highlighter pen to write it for them. Children to trace over it.</p> <p>See letter formation page below.</p>	<p>Children to sing their favourite song with their families.</p> <p>Can you clap or tap a beat while singing.</p> <p>Choice of songs:</p> <ul style="list-style-type: none"> <li>Head, shoulders knees and toes.</li> <li>Old McDonald</li> </ul> <p>Children can have a go at making up their own song and dance.</p>



## My Phase 2 Sound Mat

s 	a 	t 	p 	i 	n 	m 	d 
g 	o 	c 	k 	ck 	e 	u 	r 
h 	b 	f 	ff 	l 	ll 	ss 	

### My Phase 3 Sound Mat

j 	v 	w 	x 	y 	z 	zz 	qu 
ch 	sh 	th 	ng 	ai 	ee 	igh 	oa 
oo 	oo 	ar 	or 	ur 	ow 	oi 	ear 
air 	ure  Pure	er 	 visit <a href="https://www.twinkl.com">twinkl.com</a>				

# Reception Lesson Plan

Monday 4<sup>th</sup> May 2020

Ideas and examples  
to create your own  
ladybird



## One Armed Robot Letters



Our letter family for handwriting this week is the one armed robot family.

Practise each letter first, holding your pencil correctly

Starting at the top of each letter, not taking your pencil off the page until the end.

Can you sit your letters on the line?

Try these words:

ran man fan can pan tan san