

Reception Lesson Plan

Friday 10th July 2020

	9:00am-9:30am	9:30-10:00am	10:00-10:30am	10:30-11:30am	11:30-12:30pm	12:30-1:30pm	1:30-2:00pm	2:00-3:00pm
	Morning PE	Break	Phonics	Literacy	Lunch	Topic/Creative	Handwriting	Sing songs/Story time
Friday	<p>Joe Wicks Morning Exercise.</p> <p>Choose a video and join in.</p> <p>https://www.youtube.com/user/thebodycoach1/videos</p>	Break	<p>Children to go through their phase 2 and phase 3 sounds. Say the sound out loud. Try timing yourself to see how long it took to recall all the sounds. Try and beat your score in tomorrow's phonics lesson. (See sound mat below).</p> <p>Choose an activity from the worksheets below to complete each day. One worksheet per day.</p>	<p>Click on the link below to play a maths game. Choose an area your child is struggling with and complete the game.</p> <p>https://www.topmarks.co.uk/Search.aspx?Subject=16&AgeGroup=1</p>	Lunch	<p>What are you thankful for?</p> <p>Today you are going to talk about what you are thankful for.</p> <p>Using a pencil and paper, encourage your child to draw around their hand. Children to decorate their hand. Talk together about what it meant to be grateful. On the palm side of the hand, encourage your child to draw or write something for which they are grateful for. Display their decorated hand somewhere to show gratitude. Upload on class dojo.</p>	<p>Choose a few words from the reception word list below and have a go at writing them across your page. Make sure letters are formed correctly.</p> <p>If children are struggling, use a highlighter and get your child to trace over it.</p>	<p>Click on the link below to listen to the story.</p> <p>https://www.youtube.com/watch?v=LSlffGRFUyY</p> <p>You can have a go at reading it too if you want to challenge yourself.</p>

My Phase 2 Sound Mat

s



a



t



p



i



n



m



d



g



o



c



k



ck



e



u



r



h



b



f



ff



l



ll



ss



My Phase 3 Sound Mat

j



v



w



x



y



z



zz



qu



ch



sh



th



ng



ai



ee



igh



oa



oo



oo



ar



or



ur



ow



oi



ear



air



ure



Pure

er



Sentence Substitution

Swap the underlined word with a word in the box to change the sentence.

Carl sat down on the carpet.

The sheep are in the shed.

I can see a toad on the road.

She has had lots of books.

They might meet in the town.

pool goats moon boots
farmyard chair fish car

Word and Picture Matching



cobweb

exit

zigzag

quack

moth

Word and Picture Matching



liquid



chicken



shed



fish



shell

Caption Handwriting

looking at books

Trace the caption.

looking at books

Trace the caption.

looking at books

Write the caption using the guides below.

Can you write the caption on your own?

Read and Draw

Read the words and draw the pictures.

light

coat

road

boot

Caption Handwriting

digging in the soil

Trace the caption.

digging in the soil

Trace the caption.

digging in the soil

Write the caption using the guides below.

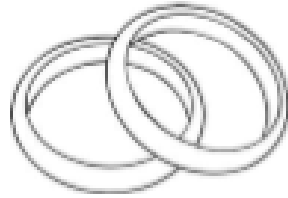
Can you write the caption on your own?

Spot the Digraph

Colour in all the things that have ng in them.




burger




ring




sing



church



king



fish

Read and Draw

Read the words and draw the pictures.

moon


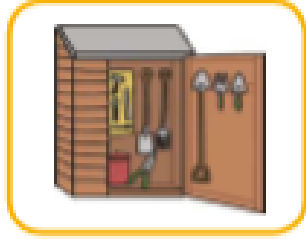

foot

book

hook

Pictures and Captions Matching

Draw lines to match the pictures to the captions.



boats on the river

tools in the shed

a goat and a cow

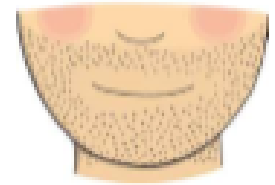
fish and chips on a dish

Missing Trigraphs


Fill in the missing trigraph by choosing from the box below.




ch _ _ _



b _ _ _ d



l _ _ _ tning



pict _ _ _

ure igh ear air

Reception Lesson Plan

Friday 10th July 2020

These are the 45 words that children should be able to read and write by the end of the Reception year.

I	you	the
go	day	of
come	was	we
went	look	this
up	are	dog

me	like	going
big	she	and
they	my	see
on	away	mum
it	at	play

no	yes	for
a	dad	can
he	am	all
is	can	get
said	to	in

Reception Lesson Plan

Friday 10th July 2020