

Reception Lesson Plan

Wednesday 1st July 2020

	9:00am-9:30am	9:30-10:00am	10:00-10:30am	10:30-11:30am	11:30-12:30pm	12:30-1:30pm	1:30-2:00pm	2:00-3:00pm
		Break	Phonics	Maths	Lunch	Topic/Creative	Handwriting	Sing songs/Story time
	Morning PE							
Wednes day	<p>Joe Wicks Morning Exercise</p> <p>Click on the link below to access the workout.</p> <p>https://www.youtube.com/user/thebodycoach1/videos</p>	Break	<p>Children to go through their phase 2 and phase 3 sounds. Say the sound out loud. Try timing yourself, how long did it take you? (See sound mat below).</p> <p>The sheets below- phase 2 and phase 3 phonic sheets complete the tasks.</p> <p>Log into phonics play</p> <p>Phonics play- Username: march20 Password: home</p> <p>Game Activity:</p> <ul style="list-style-type: none"> Click on the link below to play-make a match <p>https://www.phonicsplay.co.uk/resources/phase/3/matching-ph3w12</p> <p>click on the phase 3, Week 1-2 then move onto the next week...read the words as you make a match</p>	<p>Click on the link below and count to 20. Join in with the song.</p> <p>https://www.youtube.com/watch?v=OVLxWIHRD4E</p> <p>Use the maths activity mat to complete various maths problems using your maths skills</p> <p>Can you complete the Year 1 Autumn 1 Maths mat?</p>	Lunch	<p>Outdoor home learning bingo</p> <p>Use the outdoor learning bingo card below choose an activity to complete.</p>	<p>Practise all the letters we have been looking at in simple words and sentences.</p> <p>First write your name remembering to form all the letters correctly.</p> <p>Choose 4 words to read and write from the list of key words below.</p> <p>Remembering to form the letters correctly, try and sit your letters on the line.</p> <p>Can you write your chosen word in a sentence?</p>	<p>Click on the link below to choose a story book from the Big Cat Collins selection of ebooks</p> <p>Go to Collins Connect and click on the Teacher portal and enter:</p> <p>Username:</p> <p>parents@harpercollins.co.uk</p> <p>Password: Parents20!</p> <p>and click Login.</p>

My Phase 2 Sound Mat

s



a



t



p



i



n



m



d



g



o



c



k



ck



e



u



r



h



b



f



ff



l



ll



ss





twinkl

visit [twinkl.com](https://www.twinkl.com)

Reception Lesson Plan

My Phase 3 Sound Mat

j 	v 	w 	x 	y 	z 	zz 	qu 
ch 	sh 	th 	ng 	ai 	ee 	igh 	oa 
oo 	oo 	ar 	or 	ur 	ow 	oi 	ear 
air 	ure  Pure	er 					

Reception Lesson Plan

Maths Activity Mats

Can you write **one more** and **one less** than 12?



one less



one more


Which shape has **4 sides**? Circle it.



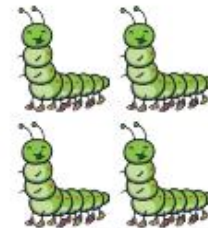
How much money is in the purse?



Can you work out the answer?



+



=



1 2 3 4 5 6 7 8 9 10

Reception Lesson Plan

Year 1 Maths Activity Mat: Autumn 1

①

Section 1

How many strawberries are here?



Section 4

7-1-

5-1-

2-1-

Section 6

Put the missing numbers on the number line.



Section 7

Tessa has 6 pens. She loses 1 pen.
How many pens does she have left?



Section 2

Write the number that is one more.

4 → 6 → 10 →

Section 5

Write a number statement for the picture.



+ =

Section 3

Write the numbers in the box.

three nine one




Section 8

What's next? Write 3 more numbers in this sequence.



Reception Lesson Plan

Outdoor Home Learning Bingo Card

<p>Build an imaginary campfire out of sticks.</p> 	<p>Collect five stones to colour or paint.</p> 	<p>Draw a rainbow on the ground outside using chalk.</p> 	<p>Play hide-and-seek outside in the garden.</p> 
<p>Go on a minibeast hunt in the garden.</p> 	<p>Make some mud paint by mixing mud and water in a bucket.</p> 	<p>Create your own den in the garden.</p> 	<p>Count how many birds you can see in your garden in five minutes.</p> 
<p>Have a picnic lunch outside in the garden with your favourite teddy bear.</p> 	<p>Plant some beans or seeds in the garden.</p> 	<p>Make a magic wand from a stick in the garden.</p> 	<p>Use a bucket of soap and water to clean your toys.</p> 
<p>Create an outdoor obstacle course in the garden.</p> 	<p>Make a chalk picture on your fence or garden patio.</p> 	<p>Build a minibeast hotel.</p> 	<p>Make your own magical potion in a bucket.</p> 

Reception Lesson Plan

Reception Lesson Plan

These are the 45 words that children should be able to read and write by the end of the Reception year.

I	you	the
go	day	of
come	was	we
went	look	this
up	are	dog

me	like	going
big	she	and
they	my	see
on	away	mum
it	at	play

no	yes	for
a	dad	can
he	am	all
is	can	get
said	to	in