

# Reception Lesson Plan

Thursday 2<sup>nd</sup> July 2020

	9:00am-9:30am	9:30-10:00am	10:00-10:30am	10:30-11:30am	11:30-12:30pm	12:30-1:30pm	1:30-2:00pm	2:00-3:00pm
	Morning PE	Break	Phonics	Maths	Lunch	Topic/Creative	Handwriting	Sing songs/Story time
<b>Thursday</b>	<p>Joe Wicks Morning Exercise</p> <p>Click on the link below to access the workout.</p> <p><a href="https://www.youtube.com/user/thebodycoach1/videos">https://www.youtube.com/user/thebodycoach1/videos</a></p>	Break	<p>Children to go through their phase 2 and phase 3 sounds. Say the sound out loud. Try timing yourself, How long did it take you? (See sound mat below).</p> <p>Can you name a word that has the initial sound? Or a word with that diagraph?</p> <p>The sheets below- phase 2 and phase 3 phonic sheets complete the tasks.</p> <p>Log into phonics play</p> <p>Phonics play- Username: march20 Password: home</p> <p>Game Activity:</p> <ul style="list-style-type: none"> <li>Click on the link below to play- make a match</li> </ul> <p><a href="https://www.phonicsplay.co.uk/resources/phase/3/matching-ph3w12">https://www.phonicsplay.co.uk/resources/phase/3/matching-ph3w12</a></p> <p>click on the phase 3, Week 3 &amp; 4 then move onto the next week...read the words as you make a match</p>	<p>Click on the link below and count to 20.</p> <p><a href="https://www.youtube.com/watch?v=D0Ajq682yrA">https://www.youtube.com/watch?v=D0Ajq682yrA</a></p> <p>Use the maths activity mat to complete various maths problems using your maths skills</p> <p>Can you complete the Year 1 Autumn 1 Maths mat?</p>	Lunch	<p>Outdoor home learning bingo</p> <p>Use the outdoor learning bingo card below choose an activity to complete.</p>	<p>First write your name remembering to form all the letters correctly. Choose 4 words to read and write from the list of key words below. Remembering to form the letters correctly, try and sit your letters on the line. Can you write your chosen word in a sentence?</p>	<p>Click on the link below to choose a story book from the Big Cat Collins selection of ebooks</p> <p>Go to <a href="#">Collins Connect</a> and click on the Teacher portal and enter:</p> <p>Username:</p> <p><b>parents@harpercollins.co.uk</b></p> <p>Password: <b>Parents20!</b></p> <p>and click Login.</p>

# My Phase 2 Sound Mat

s



a



t



p



i



n



m



d



g



o



c



k



ck



e



u



r



h



b



f



ff



l



ll



ss



# Reception Lesson Plan

## My Phase 3 Sound Mat

j 	v 	w 	x 	y 	z 	zz 	qu 
ch 	sh 	th 	ng 	ai 	ee 	igh 	oa 
oo 	oo 	ar 	or 	ur 	ow 	oi 	ear 
air 	ure  Pure	er 	 visit <a href="https://www.twinkl.com">twinkl.com</a>				


# Taking Away

There were 3 cupcakes on the plate. 1 was eaten.




How many were left?

There were 4 apples on a tree. 2 were picked.



How many were left?

Can you work out the answer?



$$- 3 =$$

Can you work out the answer?



$$- 2 =$$

1 2 3 4 5  
6 7 8 9 10



# Reception Lesson Plan

## Year 1 Autumn 2 Maths Activity Mat 2

### Section 1

If one car has 4 wheels, how many wheels do 2 cars have?



### Section 2

Half of the buns are eaten.  
How many buns are left?



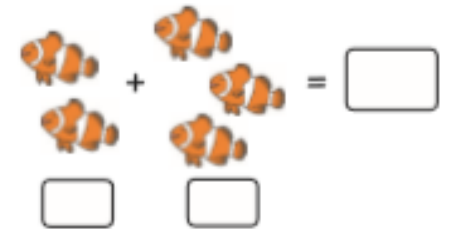
### Section 3

Counting in twos, which numbers come next?

4, 6, 8, ,

### Section 4

Write a number sentence to show this:



### Section 5



How many toys would there be altogether?

### Section 6



Subtract 2 from this number.  
What number will it be now?

### Section 7

Draw a flower taller than this one.









### Section 8

Tick the coins that add up to 4p.



# Reception Lesson Plan

## Outdoor Home Learning Bingo Card

<p>Build an imaginary campfire out of sticks.</p> 	<p>Collect five stones to colour or paint.</p> 	<p>Draw a rainbow on the ground outside using chalk.</p> 	<p>Play hide-and-seek outside in the garden.</p> 
<p>Go on a minibeast hunt in the garden.</p> 	<p>Make some mud paint by mixing mud and water in a bucket.</p> 	<p>Create your own den in the garden.</p> 	<p>Count how many birds you can see in your garden in five minutes.</p> 
<p>Have a picnic lunch outside in the garden with your favourite teddy bear.</p> 	<p>Plant some beans or seeds in the garden.</p> 	<p>Make a magic wand from a stick in the garden.</p> 	<p>Use a bucket of soap and water to clean your toys.</p> 
<p>Create an outdoor obstacle course in the garden.</p> 	<p>Make a chalk picture on your fence or garden patio.</p> 	<p>Build a minibeast hotel.</p> 	<p>Make your own magical potion in a bucket.</p> 

# Reception Lesson Plan

These are the 45 words that children should be able to read and write by the end of the Reception year.

I	you	the
go	day	of
come	was	we
went	look	this
up	are	dog

me	like	going
big	she	and
they	my	see
on	away	mum
it	at	play

no	yes	for
a	dad	can
he	am	all
is	can	get
said	to	in

# Reception Lesson Plan