

# Reception Lesson Plan

Monday 29th June 2020

Dear All,

Thank you for your continued support. Feel free to contact us via email at [WDV.EYFS@OasisWoodview.Org](mailto:WDV.EYFS@OasisWoodview.Org) for requests for a specific topic of work, any concerns accessing the work or just for a general chat.

Kind Regards,

The Reception Team.
























Please find below some useful websites-

- Letter and sounds website with live sessions everyday at 10am:  
<https://wandleenglishhub.org.uk/lettersandsounds/reception>
- Phonics play free subscription: Username- march 20 Password- home  
<https://www.phonicsplay.co.uk/#>
- Oak National Academy:  
<https://www.thenational.academy/onlineclassroom/reception#subjects>
- Hamilton Trust: <https://www.hamilton-trust.org.uk/blog/learning-home-packs/>
- Oxford Owl Phonic Ebooks: Make a free account to access the books.  
[https://www.oxfordowl.co.uk/for-home/find-a-book/library-page?view=image&query=&type=book&age\\_group=Age+4-5&level=&level\\_select=&book\\_type=&series=](https://www.oxfordowl.co.uk/for-home/find-a-book/library-page?view=image&query=&type=book&age_group=Age+4-5&level=&level_select=&book_type=&series=)


# Reception Lesson Plan

	9:00am-9:30am	9:30:00 am	10:00-10:30am	10:30-11:30am	11:30 - 12:30 pm	12:30-1:30pm	1:30-2:00pm	2:00-3:00pm
	Morning PE	Break	Phonics	Literacy	Lunch	Topic/Creative	Handwriting	Sing songs/Story time
<b>Monday</b>	<p>Joe Wicks Morning Exercise</p> <p>Click on the link below to access the workout.</p> <p><a href="https://www.youtube.com/user/thebodyscoach1/videos">https://www.youtube.com/user/thebodyscoach1/videos</a></p>	Break	<p>Children to go through their phase 2 and phase 3 sounds. Say the sound out loud. Try timing yourself, how long did it take you? (See sound mat below).</p> <p>The sheets below- phase 2 and phase 3 phonic sheets complete the tasks.</p> <p>Log into phonics play</p> <p>Phonics play- Username: march20 Password: home</p> <p>Game Activity:  <input type="checkbox"/> Click on the link below to play grab a giggling grapheme  <a href="https://www.phonicsplay.co.uk/resources/p/hase/2/grab-a-giggling-grapheme">https://www.phonicsplay.co.uk/resources/p/hase/2/grab-a-giggling-grapheme</a> </p> <p>Choose a grapheme set that you might find difficult or need more practise with</p>	<p>Dear Zoo click link below if you don't have the book  <a href="https://www.youtube.com/watch?v=rudDGRQ9QGA">https://www.youtube.com/watch?v=rudDGRQ9QGA</a> </p> <p>Read the book, what animals are in the zoo?            Can you name them?            Why were the animals sent back?            Why was the elephant sent back?            Can you write a list of the animals that appear in the book?</p> <p>Use the sheet below to write sentences...can you write these sentences by yourself?</p>	Lunch	<p>Nature Photo frames</p> <p>Use the sheet below to create a nature photo frame.</p>	<p>Practise all the letters we have been looking at in simple words and sentences.</p> <p>First write your name remembering to form all the letters correctly.</p> <p>Choose 4 words to read and write from the list of key words below. Remembering to form the letters correctly, try and sit your letters on the line.            Can you write your chosen word in a sentence?</p>	<p>Click on the link below to join in with singing and dancing.</p> <p>Dance and freeze song- click link below  <a href="https://www.youtube.com/watch?v=A1vdKfXIB_g">https://www.youtube.com/watch?v=A1vdKfXIB_g</a> </p>

## My Phase 2 Sound Mat

s 	a 	t 	p 	i 	n 	m 	d 
g 	o 	c 	k 	ck 	e 	u 	r 
h 	b 	f 	ff 	l 	ll 	ss 	

## My Phase 3 Sound Mat

j 	v 	w 	x 	y 	z 	zz 	qu 
ch 	sh 	th 	ng 	ai 	ee 	igh 	oa 
oo 	oo 	ar 	or 	ur 	ow 	oi 	ear 
air 	ure  Pure	er 	 visit <a href="https://www.twinkl.com">twinkl.com</a>				

# Reception Lesson Plan

Fill in the missing sounds.



\_et  
..



cra\_  
...

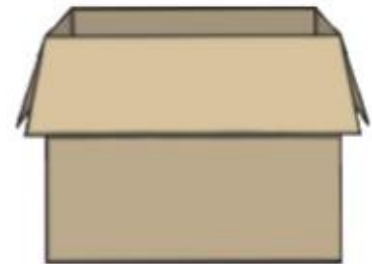
Circle the correct answer.

Has a fox got six legs?  
.....

yes

no

Circle the word that matches the picture.




bap  
...

box  
...

bun  
...

Write a sentence about this picture.



---

---

---



# Reception Lesson Plan

## I Spy and Read

Draw a line to the matching picture when you have read each word.

pan

man

cap

tap



map

pig

cot

tin

**Challenge:** Can you spell a word to match one of the other pictures?

## I Spy and Read

Draw a line to the matching picture when you have read each word.

sock

sack

neck

tick



net

pen

mug

red

**Challenge:** Can you spell a word to match one of the other pictures?

# Reception Lesson Plan

## At the Zoo Writing Activities

Write a sentence about each zoo picture.

Use the boxes at the top to help you.

lion



elephant



tusks



mane



sound it out



finger spaces



full stop



---

---

---

---



---

---

---

---

# Reception Lesson Plan

## Nature Photo Frames

### You will need:

- four large sticks or twigs
- a selection of stones
- a selection of flower heads and stems
- grass
- a selection of leaves
- petals



### The Activity:

1. Go on a nature treasure hunt around your garden or near to your home. Allow your child to be creative and search out lots of different items, collecting as many items and colours as possible.
2. Decide with your child what material they would like their photo frame to be made out of. It could be made from sticks, flower stems, wooden planks or even lots of small stones. It could even be a mixture of different items, depending on what you find.
3. Create your photo frame making a square shape.
4. Using your collected items, create a picture inside your photo frame. Your child could create a portrait of themselves or a picture of something that makes them happy e.g. a pattern, a place, another person or an animal.





# Reception Lesson Plan

These are the 45 words that children should be able to read and write by the end of the Reception year.

I	you	the
go	day	of
come	was	we
went	look	this
up	are	dog

me	like	going
big	she	and
they	my	see
on	away	mum
it	at	play

no	yes	for
a	dad	can
he	am	all
is	can	get
said	to	in